

36" x 24" WET SET (REPLACEABLE)

CAST IRON DETECTABLE WARNING TILE

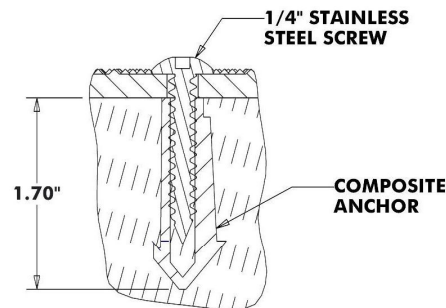
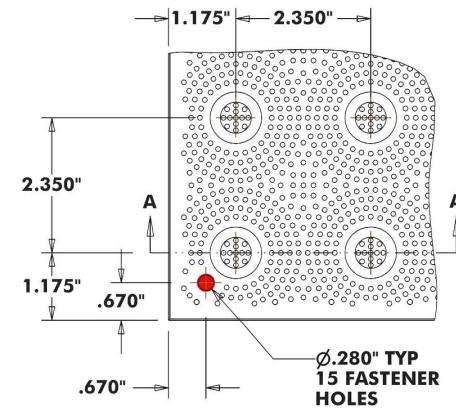
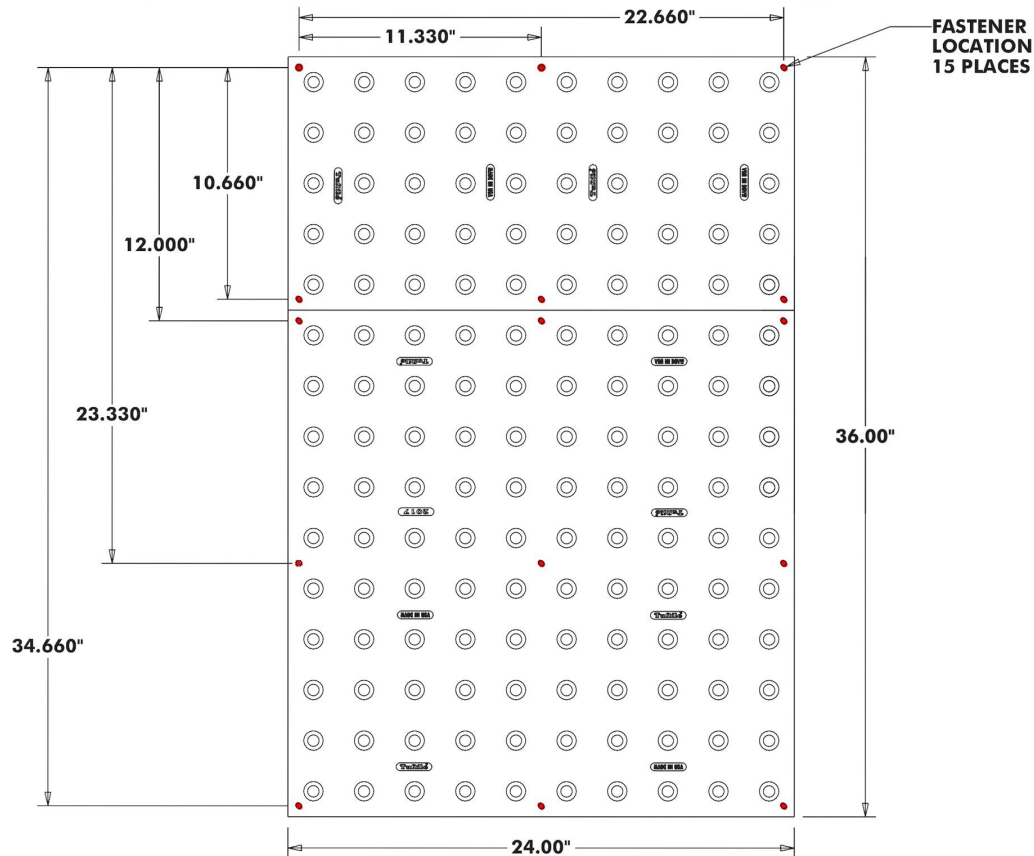
2.350 DOME SPACING

TufTile®

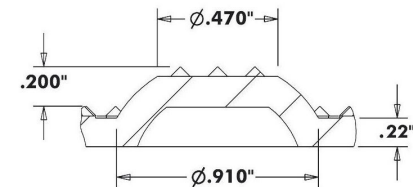
DRW NO	TTCI3624-WS-XXX	DRAWN	GM	DATE	12-30-20
TOLERANCE	+/- 0.050	SCALE		REV	DATE

NOTES:

"XXX" DESIGNATES COLOR



WET SET ANCHOR DETAIL
(FRESH CONCRETE)



SECTION A-A



TufTile.com

1-888-960-8897 905 Telser Road, Lake Zurich, IL 60047

©2021 TufTile, Inc. All Rights Reserved. V2.0