

36" X 24" X 10 GA (REPLACEABLE)

GALVANIZED STEEL DETECTABLE WARNING TILE

2.350 DOME SPACING

TufTile®

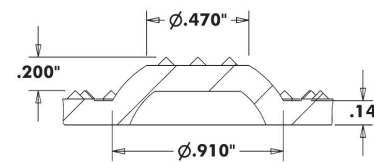
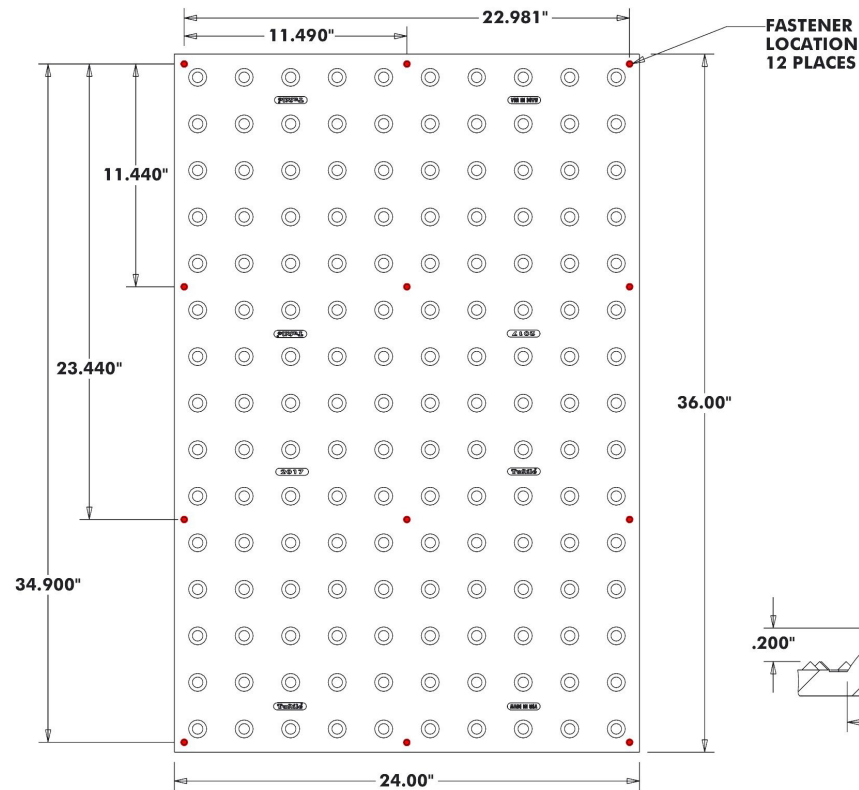
DRW NO	GV362410-XX-XXX		REVISED	GM	12-30-20
TOLERANCE	+/- 0.050	SCALE	REV	DATE	

NOTES:

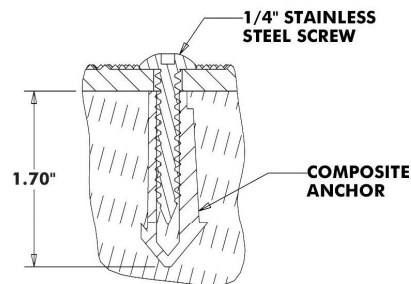
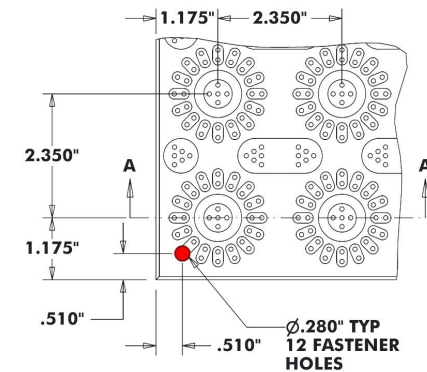
"XX" WS DESIGNATES WET SET

"XX" SA DESIGNATES SURFACE APPLIED

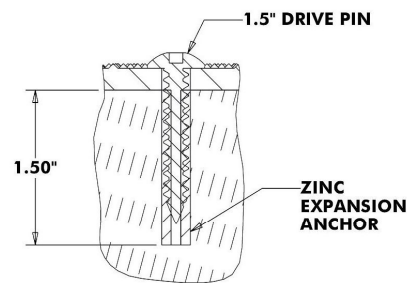
"XXX" DESIGNATES COLOR



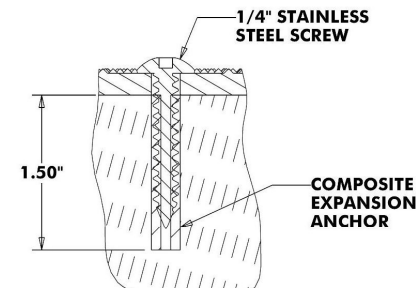
SECTION A-A



WET SET ANCHOR DETAIL
(FRESH CONCRETE)



EXPANSION ANCHOR DETAIL
(HARDENED CONCRETE)



EXPANSION ANCHOR DETAIL
(ASPHALT)



TufTile.com

1-888-960-8897 905 Telser Road, Lake Zurich, IL 60047

©2021 TufTile, Inc. All Rights Reserved. V2.0