

# 24" X 24" X 16 GA (REPLACEABLE)

## GALVANIZED STEEL DETECTABLE WARNING TILE

### 2.350 DOME SPACING

**TufTile®**

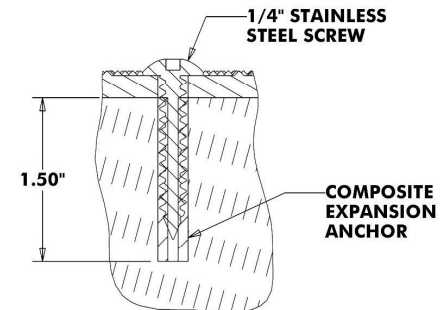
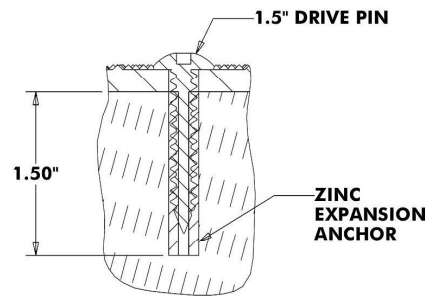
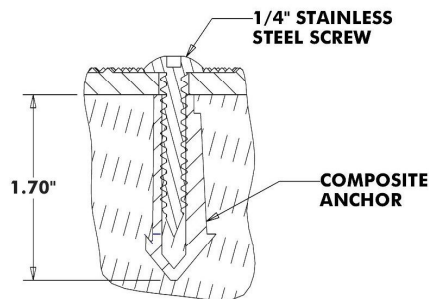
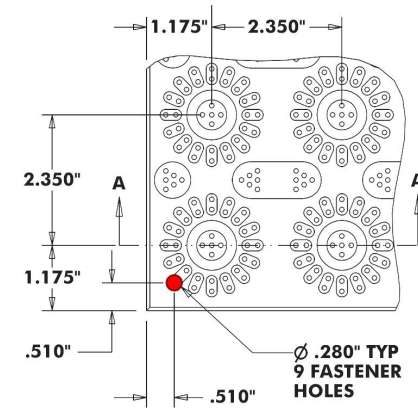
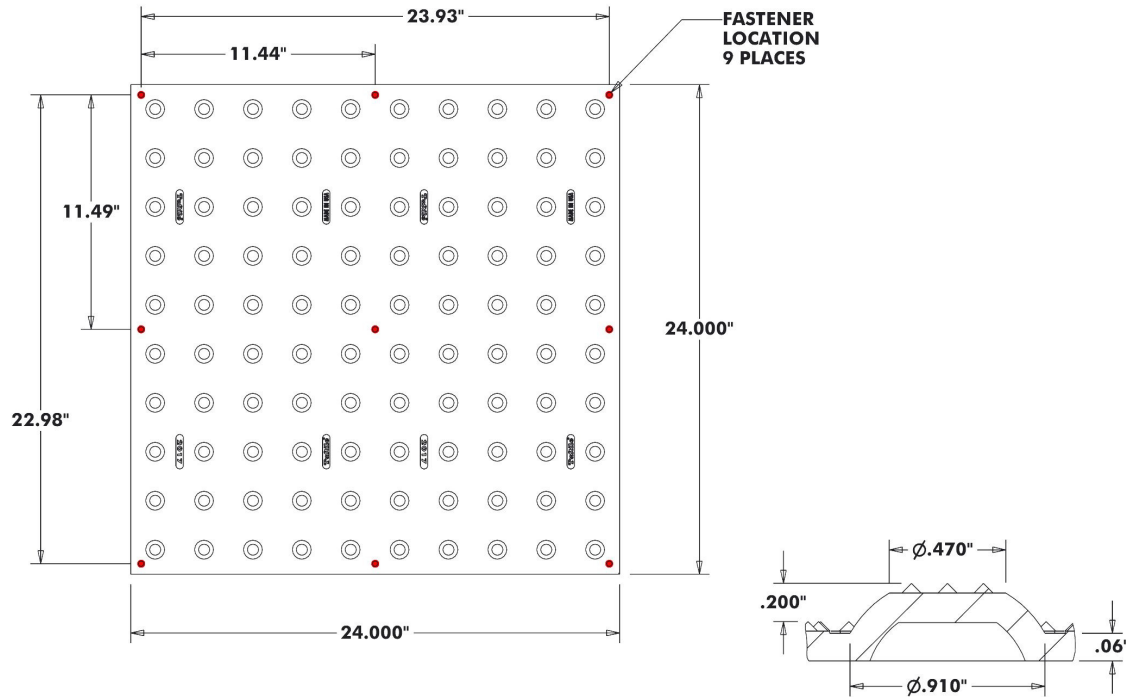
DRW NO	GV242416-XX-XXX		REVISED	GM	12-30-20
TOLERANCE	+/- 0.050	SCALE	REV	DATE	

#### NOTES:

"XX" WS DESIGNATES WET SET

"XX" SA DESIGNATES SURFACE APPLIED

"XXX" DESIGNATES COLOR



WET SET ANCHOR DETAIL  
(FRESH CONCRETE)

EXPANSION ANCHOR DETAIL  
(HARDENED CONCRETE)

EXPANSION ANCHOR DETAIL  
(ASPHALT)

TufTile.com

1-888-960-8897 905 Telser Road, Lake Zurich, IL 60047

©2021 TufTile, Inc. All Rights Reserved. V2.0

