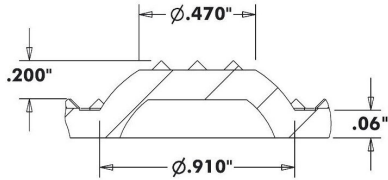
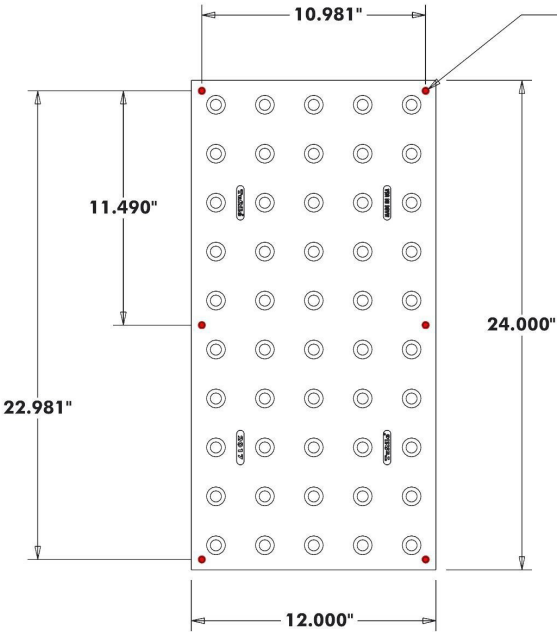


24" X 12" X 16 GA (REPLACEABLE)

GALVANIZED STEEL DETECTABLE WARNING TILE

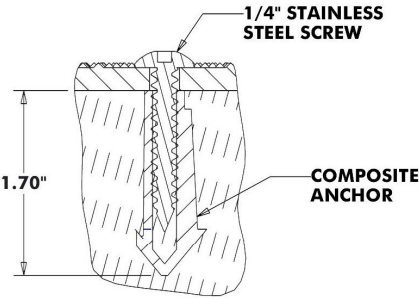
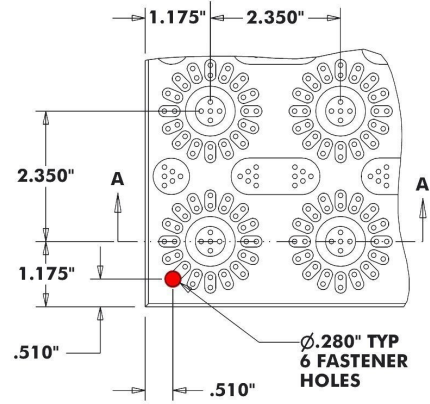
2.350 DOME SPACING



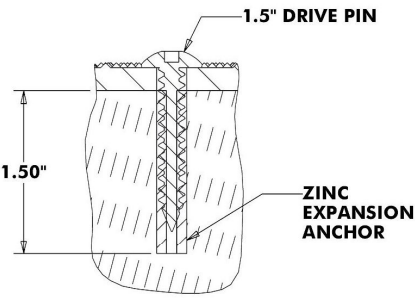
SECTION A-A

DRW NO	GV241216-XX-XXX	DRAWN	GM	DATE	12-30-20
TOLERANCE	+/- 0.050	SCALE	REV	DATE	

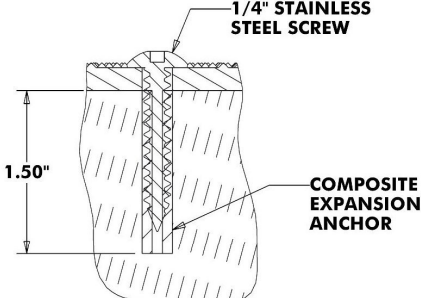
NOTES:
"XX" WS DESIGNATES WET SET
"XX" SA DESIGNATES SURFACE APPLIED
"XXX" DESIGNATES COLOR



WET SET ANCHOR DETAIL
(FRESH CONCRETE)



EXPANSION ANCHOR DETAIL
(HARDENED CONCRETE)



EXPANSION ANCHOR DETAIL
(ASPHALT)



TufTile.com

1-888-960-8897 905 Telser Road, Lake Zurich, IL 60047

©2021 TufTile, Inc. All Rights Reserved. V2.0