

# 12" X 12" X 10 GA (REPLACEABLE)

## GALVANIZED STEEL DETECTABLE WARNING TILE

### 2.350 DOME SPACING

**TufTile®**

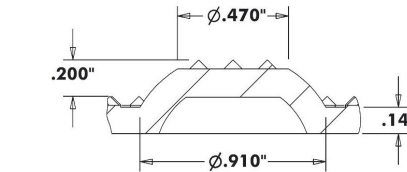
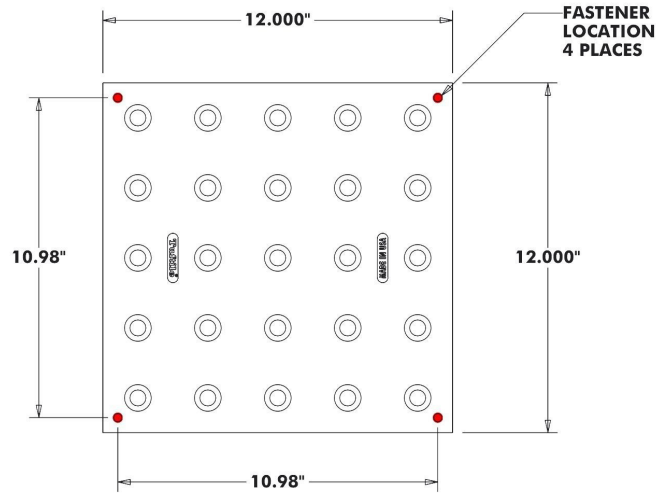
DRW NO	<b>GV121210-XX-XXX</b>	DRAWN	<b>GM</b>	DATE	<b>12-30-20</b>
TOLERANCE	<b>+/- 0.050</b>	SCALE		REV	DATE

#### NOTES:

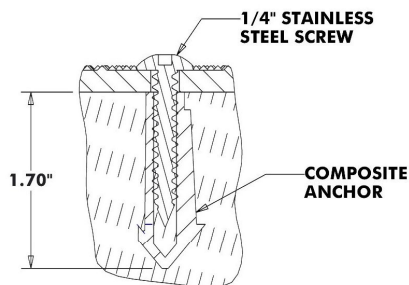
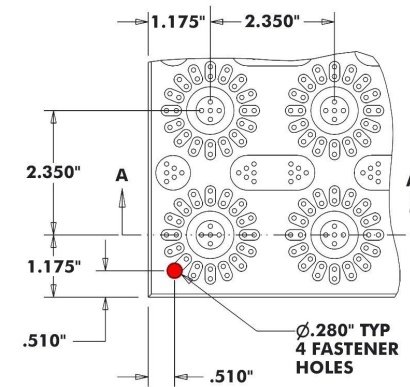
"XX" WS DESIGNATES WET SET

"XX" SA DESIGNATES SURFACE APPLIED

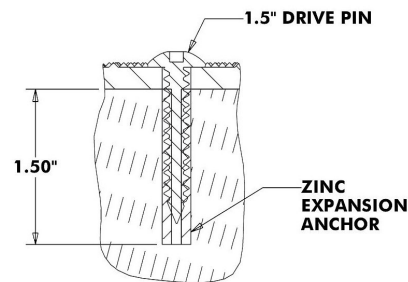
"XXX" DESIGNATES COLOR



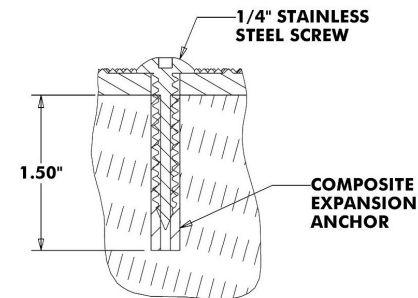
SECTION A-A



WET SET ANCHOR DETAIL  
(FRESH CONCRETE)



EXPANSION ANCHOR DETAIL  
(HARDENED CONCRETE)



EXPANSION ANCHOR DETAIL  
(ASPHALT)



**TufTile.com**

☎ 1-888-960-8897 📍 905 Telser Road, Lake Zurich, IL 60047

©2021 TufTile, Inc. All Rights Reserved. V2.0